

BMg



Small in its dimensions, but not in its performance

 **FIMAP®**

BMg





The evolution of #thisisfimap in its smallest form

The small dimensions are balanced by the carefully studied spaces, which ensure exceptional comfort during work. Its design facilitates every movement, while intelligent technology makes using the functions so user-friendly that it seems natural.

It is the product of an extraordinary study that has enabled the same features and options present on larger models to be integrated in such a small model, creating a scrubbing machine that is a little powerhouse.


It has a design that redefines space

The dimensions are compact like those of a walk-behind scrubbing machine, and yet the seat space is surprisingly comfortable, adapting to the operator and guaranteeing visibility and safety during any maneuver and even in tight spaces.



The polyethylene structure leaves no part exposed and protects all the components inside.

The low center of gravity ensures stability and safety during transfer, in bends and when going over ramps.



The squeegee and the support are made from aluminum, a material that increases reliability over time and offers resistance to impacts, making the machine suitable for use in any environment.

BMg

INTEGRATED VIDEO TUTORIALS

With BMg you can save the time dedicated to training: when the operator needs instructions, he or she can watch the tutorials directly on the display of the machine.



ACCESSORIES ALWAYS IN ORDER

The optional accessories are always within reach, stored in special compartments designed to not interfere with the design of the machine and to respect its dimensions.

ECO MODE



BMg can be used at any time, even in sensitive environments, with the Eco Mode function that enables the machine to work quietly without causing disturbance.



YELLOW COLOR-CODED PARTS

At the end of the cleaning operation, the yellow color reminds the operator of the parts to be cleaned immediately, to maintain constant performance over time.





SPRAY GUN

It facilitates maintenance at the end of the operation, and is useful for rinsing the tanks when there is no faucet nearby.




The machine has everything that could be of use during cleaning operations

LATERAL PADDLES



The controls on the sides of the steering wheel help the operator to maintain concentration on the working area, without danger of distractions.

The left lever manages the pressure on the brushes, while the one on the right activates the reverse function, which can be easily monitored from the display.



The low footboard makes it easy to climb on and off from both sides and enhances the feeling of comfort when driving without any effort.

Pure power to your commands




POWER MODE

With any active working program, the Power Mode function enables the scrubbing power to be increased for a short time interval, and when this has passed, the machine returns to the previous configuration. This is useful when during the normal cleaning routine, the machine comes across small areas of dirt that need a more intense scrubbing action.



REAR VIEW CAMERA


In addition to monitoring reverse maneuvers, the operator can activate the camera at any time, to monitor cleaning performance without turning around.



VACUUM WAND

Equipped with a powerful 3-stage vacuum motor, the wand enables the collection of dirt deposited in areas difficult to be reached with the machine. In cases of stubborn dirt, it can be dampened with the spray gun.





FLR-FIMAP LONG RANGE
Increases productivity by up to 70%.



REDUCES DOWNTIMES

The 4 km/h working speed guarantees fast cleaning operations, while when in transfer, the machine saves time because it moves at over 5 km/h, and it is not necessary to get off when changing rooms, going through doors or getting into an elevator.



DRIES EVEN IN NARROW BENDS

The V-shaped side splash guards keep the water inside the brush area and in line with the path of the squeegee, which can then collect it completely. This enables excellent drying quality to be achieved, without leaving traces of water and with no need to pass over an area twice, even when the turning circle is limited.



Scrubs, dries and sanitizes in one step

In order to obtain a healthy environment, cleaning must be combined with a sanitizing process.
Once the dirt has been removed,
the surfaces must undergo a treatment that reduces the presence of pathogens with the use of specific solutions.

Today, most sanitization activities are carried out manually, even in large environments, at very high costs.

Mechanizing this operation is crucial to perform it with method and regularity.
Combining sanitization with cleaning and carrying out the two actions at the same time provides extraordinary advantages in terms of time and cost.

BMg Disinfector scrubber dryer allows you to clean floors and at the same time sanitize both the floors
and the surrounding vertical surfaces in a single step.



While BMg Disinfector cleans the floor,
groups of nozzles located above the tank
and at the base of the machine spray the sanitizing liquid
on the floor just cleaned and on the walls and furniture around,
up to 3 meters away and in height.
Up to 3 actions can be performed simultaneously
in the same cleaning operation:

1. SCRUBBING
2. DRYING
3. SANITIZING

With BMg Disinfector, it is no longer necessary to add a work shift for the sanitization activity,
since it can be carried out at the same time as cleaning, saving time and costs.

BMg Disinfector scrubber dryer is suitable for various environments: in supermarkets, factories, warehouses, schools, gyms, wellness centres, in addition to the floors, it can spray the sanitizing solution also on furniture, shelves, workbenches, lockers and equipment, which, being touched by several people throughout the day, can easily spread germs and bacteria.

For effective disinfection follow the instructions given by the manufacturer of the disinfectant liquid used

THE ELECTROSTATIC TECHNOLOGY

The spraying action uses the electrostatic technology. The electrostatic charge causes the particles of the liquid to repel each other and thus to maintain a constant distance between them, which results in an even distribution. In addition, the charged particles are attracted by the surfaces on which they are directed, which guarantees a 360-degree coverage on each side of an object, without leaving out gaps.

360°
Sanitized
surfaces



THE SOLUTION IS SPRAYED UP TO 3 METERS

While BMg carries out its usual cleaning activity, the sanitizing liquid is sprayed by groups of nozzles positioned above the tank, and then transported up to 3 metres away in distance and height from the force of two turbines, and by another group of nozzles positioned at the rear base of the machine, intended only for the floor.



SANITIZING SPRAYER

The sprayer allows to sanitize the machine at the end of the shift, taking the solution from the designated tank. During the maintenance phase the operator can spray the sanitizing solution inside the tanks, in the area where the squeegee and the brush are located, on the contact surfaces such as the steering wheel, dashboard and driver's seat.



SEPARATE NOZZLE OPERATION: ON THE RIGHT OR LEFT SIDE

You can choose to activate the spray only on one side or the other, according to the requirements of the specific environment you are sanitizing.



SEPARATE NOZZLE OPERATION: UPPER AND LOWER

The upper and lower nozzles are also independent, allowing you to adapt the activity according to the structure of the environment and avoid wasting solution.



DIRECTIONAL NOZZLES

The spray can be directed according to the needs of the site, by rotating the turbines 180° from top to bottom and 180° from right to left.

TECHNICAL DATA		BMg Disinfector	
Sanitizing solution tank	l	10	20
Lower nozzles	(no.)	(2)	
Upper nozzles	(no.)	(4)	
Lower nozzles flow rate	l/min	0,245	
Upper nozzles flow rate	l/min	0,465	
Total flow rate	l/min	0,711	
Operating time with lower nozzles	min	40	80
Operating time with upper nozzles	min	21	42
Total operating time	min	14	28
Machine dimensions (l x h x w) (min-max)	mm	1425	
		1485	
		750	
Drop size	µm	100	

All the help possible for safe operations

Safety is paramount

The BMg is equipped with a host of safety systems and features to keep the operator in complete control at all times, working with total peace of mind.

ACTIVE TECHNOLOGIES to prevent accidents



REAR VIEW
CAMERA

Increases the safety of reverse maneuvers.



TOUCH SCREEN
DISPLAY

Enhances visibility in dim light.



STEERING
WHEEL
CONTROLS

The steering wheel controls offer the operator even greater control when cleaning, and also improve safety by eliminating distractions and letting the operator keep his or her eyes on the zone ahead of the machine.



CRUISE
CONTROL

Control device letting the operator set the required speed.



ANTI-COLLISION
SYSTEM

The anti-collision system detects obstacles when reversing.



DESCENT
CONTROL

Maintains a constant speed when driving downhill, and prevents sudden increases in speed caused by gravity.



ESC -
ELECTRONIC
STABILITY
CONTROL

Automatically reduces speed when steering without the operator using the brake.





STOP&GO

The traction control system, which brakes and holds the machine when the accelerator pedal is released, provides assistance for both uphill and downhill gradients.



ELECTROBRAKE

It is automatically operated when the machine stops. It works as a safety parking brake.



LED
HEADLIGHTS

Front and rear LED headlights maximize work safety in all conditions.

FRONT HEADLIGHTS
Position lights – Driving lights.

REAR HEADLIGHTS
Position lights – Reverse lights.



VIDEO
TUTORIALS

Any questions? BMg has all the answers: the video tutorials help the operator in every phase of the job.

PASSIVE SYSTEMS to help the operator in case of emergency



SOS BMg



SOS DEVICE

Reduces time to service in case of emergency. The red button sends an SMS alert to receive prompt help, reducing downtimes.



EMERGENCY
STOP

By pressing a single button the machine stops immediately.

Touchscreen Display



iD-intelligent Drive



TOUCH SCREEN
DISPLAY



LOG-IN
WITH
PASSWORD



ZONE
PROGRAMS



CRUISE
CONTROL



SUSTAINABLE
CLEANING



SEVERE
CLEANING



REAR VIEW
CAMERA



ANTI-COLLISION
SYSTEM



VIDEO
TUTORIALS

It is so user-friendly that it is a pleasure to operate



With the iD – intelligent Drive system, the operator interacts with the machine in a completely new way.

The management through the display enables a more precise use of the functions, as the graphic provides the information in a clear and simple manner.

This also improves the professionalism and quality of the cleaning operation.



LOG-IN WITH PASSWORD
To protect your investment



ZONE PROGRAMS
For all the performance you'll ever need



ECO MODE
To protect the environment



POWER MODE
For maximum power when you need it



REAR VIEW CAMERA
To keep everything under control



VIDEO TUTORIALS
For a more efficient,
fast and easy operator training

Discover FFM and experience
the advantages of being constantly connected
with the My.Machine app!



My.Machine





Watch the video

FIMAP FLEET MANAGEMENT

My.Machine app updates you in real time providing all the essential information to help you keep high the fleet performance. You can see from your smartphone or tablet where your machines are, if they're carrying out the cleaning task or

if any anomaly occurred. You can see the list of the services performed, the charger logs and anomalies occurred, in order to have a complete overview of the health status of each machine.

Keep tabs on your machines remotely when you want and from wherever you want!



GEOLOCATION

It shows on a map the machine.



USE INFORMATION

It's possible to know in what working mode the machine is operating and for how long. Moreover, it provides information about the duration of each intervention and the sq.m cleaned.



HEALTH STATUS

Anytime is possible to monitor the health condition of both machines and batteries to have a clear view of the fleet availability and optimize its coordination.



ENVIRONMENTAL IMPACT

All the data related to the CO₂ produced per intervention are available as well as the water and detergent consumption, in order to take action and improve the performance.



ALARMS

The anomalies occurred are summarized in a list which includes a description of the type of issue, and the date and time of the event. It helps you to have an overview of the improper uses that need to be corrected.



BATTERY RECHARGE

It sums up all the complete and opportune recharges performed, the residual charge and the charge settings. This is an essential set of information to extend the battery lifespan and reduce the related costs.



SERVICES

An overview of the list of the maintenance services performed allows to identify discrepancies with the health condition of the machine in case an anomaly is detected, and to monitor the inspections of the whole fleet.

BMg reduces the environmental impact of cleaning operations

Fimap has developed a series of solutions that act on the consumption of water, detergent and energy, to get the most out of the resources used and avoid waste. These technologies increase the efficiency of operations, respect the environment and reduce the cost of cleaning per sq.m.




The Eco Mode function helps prevent water, detergent and energy consumption by using only the quantities you need and nothing more.



START&STOP

When the machine is idle, the brush motor, the vacuum motor, the traction and the water flow will turn off automatically, reducing costs and emissions. All the functions are reactivated automatically as soon as the operator touches the accelerator again.





WATER



FLR-FIMAP LONG RANGE

Reduces water and detergent consumption per cleaning operation by up to 66%*. This is a system which recycles detergent solution to increase autonomy: to scrub more sq.m. while using less resources.



FSS-FIMAP SOLUTION SAVER

Water and detergent quantities are separately dosed, reducing consumption by up to 50%.



FWF-FIMAP WATER FLOW

Ensures uniform cleaning results across the entire working width on the first pass, optimizing detergent solution consumption.

DISINFECTOR

Reduced consumption of sanitizing solution, thanks to a more efficient distribution given by the electrostatic technology

ENERGY



FES-FIMAP ENERGY SAVER



Reduces energy consumption by up to 35%.

LED TECHNOLOGY

Up to 80% lower energy consumption than conventional headlights.
The LED headlights consume much less energy than conventional headlights, offer a longer lifespan and illuminate with a brilliant white light similar to natural daylight.

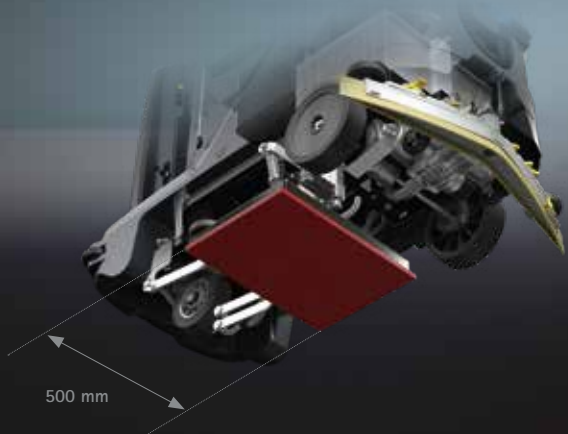
*Saving calculated on a triple recycling cycle

Every sector has its own requirements,
BMg can satisfy them all!



BMg DISC

The brush head with disc brushes is the most versatile option, as this can adapt to all types of hard floors, both smooth and irregular, in any environment. The force of the two brushes easily removes even stubborn dirt.



BMg ORBITAL

With the orbital movement, every point of the pad is in constant contact with the floor, ensuring that the cleaning result is always uniform across the entire surface, with reduced energy consumption.

The pad action traps the solution and stops it running off at the sides, thereby reducing water consumption.

BMg

With flexible equipment options, you can configure it in the most convenient and beneficial way for you



PRO

Membrane
control panel



PLUS



Touch-screen display

OPTIONALS AND ACCESSORIES

OPTIONALS



Vacuum wand



Spray gun



FFM-FIMAP FLEET
MANAGEMENT




Front and rear driving
LED headlights



FSS-FIMAP SOLUTION SAVER



On-board Battery Charger



FLR-FIMAP LONG RANGE



The Disinfector includes two groups of nozzles located above the tank for sanitizing vertical surfaces and a group at the base of the machine intended for the floor




Sanitizing sprayer to sanitize the machine at the end of the shift (only available with the Disinfector)




Antibacterial tanks help inhibit the growth of bacteria and mold

ACCESSORIES



Different types of PPL disc brushes are available, with thickness varying from 0.3 to 0.9. These offer the perfect solution for dealing with any type of dirt on any floor.

Abrasive brushes:
Ideal for heavy duty cleaning on industrial surfaces.



Pads
BLACK
Superior abrasiveness for rapid and thorough heavy duty cleaning.
GREEN
Ideal for removing dirt from more delicate floors (rubber or linoleum).
RED
Ideal for scrubbing delicate or treated floors, and achieving an instant shine.



Rear squeegee rubber blades
33 SHORE (PARA)
For maintenance cleaning of smooth floors.
40 SHORE (PARA)
For stubborn dirt on floors with joints.
POLYURETHANE
For heavy duty cleaning on industrial floors, even with wide gaps.

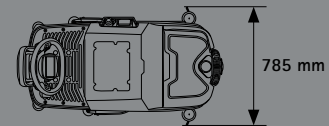

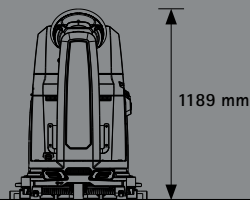
OPTIONAL AND STANDARD EQUIPMENT

USER EXPERIENCE	SINGLE DISC		DUAL DISC		ORBITAL	
	56 B Pro	56 B Plus	65 B Pro	65 B Plus	Orbital Pro	Orbital Plus
iD-Intelligent Drive:	-	•	-	•	-	•
- 5 inch high resolution color touch screen	-	•	-	•	-	•
- Log-in with password	-	•	-	•	-	•
- Zone programs	•	•	•	•	•	•
- Cruise control	•	•	•	•	•	•
- Eco Mode	•	•	•	•	•	•
- Power Mode	-	•	-	•	-	•
- Rear view camera	-	•	-	•	-	•
- Anti-collision system	-	•	-	•	-	•
- Video tutorials	-	•	-	•	-	•
Membrane control panel	•	-	•	-	•	-
COMFORT						
Hour meter	•	•	•	•	•	•
Cleaning solution level indicator	•	•	•	•	•	•
Fresh water empty tank light	-	•	-	•	-	•
Battery charger	○	○	○	○	○	○
Automatic brush coupling/uncoupling	•	•	-	-	-	-
Brush and squeegee actuator	•	•	•	•	•	•
Vacuum wand with 3 stage motor	○	○	○	○	○	○
Spray gun**	○	○	○	○	○	○
Noiseless suction	•	-	•	-	•	-
Sanitizing sprayer for Disinfector**	○	○	○	○	○	○
PRODUCTIVITY						
Water flow selector	•	•	•	•	•	•
Triple pressure selector	-	•	-	•	-	•
Double pressure	•	-	•	-	•	-
Vacuum speed selector	-	•	-	•	-	•
FFM (Fimap Fleet Management) with SOS device	○	○	○	○	○	○
Squeegee and squeegee support in aluminum	•	•	•	•	•	•
Side splash guards	-	-	•	•	-	-
Disinfector*	○	○	○	○	○	○
SAFETY						
Blinking light	•	•	•	•	•	•
Driving LED headlights (front - rear)	○	•	○	•	○	•
Ramp up	•	•	•	•	•	•
Stop&Go	•	•	•	•	•	•
Descent control	•	•	•	•	•	•
ESC (Electronic Stability Control)	•	•	•	•	•	•
Emergency Stop	•	•	•	•	•	•
Antibacterial tanks	○	○	○	○	○	○
ENVIRONMENT						
FSS (Fimap Solution Saver)*	○	○	○	○	○	○
FSS (Fimap Solution Saver)* and spray gun	○	○	○	○	○	○
FLR (Fimap Long Range)*	○	○	○	○	○	○
FLR (Fimap Long Range)* and spray gun	○	○	○	○	○	○
FES (Fimap Energy Saver)	•	•	•	•	•	•
FWF (Fimap Water Flow)	-	-	•	•	-	-
Start&Stop	•	•	•	•	•	•

(*) (**) The devices cannot be installed together

• STANDARD	○ UPON REQUEST	- NOT AVAILABLE
------------	----------------	-----------------

DIMENSIONS AND TECHNICAL DATA



TECHNICAL DATA - BMg		SINGLE DISC		DUAL DISC		ORBITAL	
		56 B Pro	56 B Plus	65 B Pro	65 B Plus	Orbital Pro	Orbital Plus
Productivity theoretical	up to sqm/h	2270		3220		2525	
Estimated coverage	up to sqm/h	1850		2145		1685	
SCRUBBING SYSTEM							
Working width	mm	560		655		500	
Brush motors	(no.) V/W	(1) 24/500				(1) 24/680	
Brush rpm	rpm	170		150		-	
Oscillations	n/min	-				2000	
Pressure on the brushes (min. - max)	kg	30÷50		40÷60			
TANKS AND RECOVERY SYSTEM							
Solution tank	l	51					
Recovery tank	l	55					
Vacuum motor	V/W	24/422					
Vacuum water lift	mbar	119					
3-stage vacuum motor (for vacuum wand)	V/W	24/584					
Vacuum water lift (3-stage motor)	mbar	181					
Detergent tank capacity (FSS)	l	3					
BATTERIES							
Supply/traction	V	24/aut.					
Batteries	(no.) V/Ah C5	(2) 12/105 GEL					
		(2) 12/110 WET					
Battery run time*	up to h	2,6		2,5		2,9	
PROPELLING SYSTEM							
Forward working speed	km/h	2,8					
Transport speed	km/h	5,5					
Gradeability during transport empty	%	10					
Traction motor	V/W	(1) 24/300					
SPECIFICATIONS							
Machine dimensions (l x h x w)	mm	1285		1285		1285	
		1189		1189		1189	
		641		709		641	
Squeegee width	mm	785					
Machine weight empty without batteries	kg	160		172		170	
Machine weight empty with batteries	kg	238		250		248	
GVW (Gross Vehicle Weight)	kg	375		387		385	
Sound level (ISO 11201)	dB (A)	<70					
Minimum aisle turn	mm	1830					

*Run times are based on continuous scrubbing run times

SERVICES

CONSULTING AND PLANNING



We put our experience at your service, to help you realize the cleaning project perfect you. We suggest you the best solutions to make costs decrease and service quality increase.

SETUP



We can help you set up your machines in order to make them meet specifically the requirements of the sites of your project, allowing you to always have control over costs and results.

AUTHORIZED WORKSHOP NETWORK



Fimap Authorized Workshop network spans the globe, so you can enjoy the peace of mind of finding a professional support wherever your business is.

CONFIGURATION



Your business is unique, only a customized fleet can lead you to better results. We will help you find the configurations that best fit the specific requirements of your cleaning sites, in order to optimize processes and lower costs.

TRAINING COURSES



Fimap Academy offers courses for all levels, from the correct use of machines and technologies, up to the management of sites and tenders, helping you to make your service really competitive.

MAINTENANCE AND REPAIR



For your business to run smoothly it is essential that your machines are kept always operational. Our technicians take care of monitoring the machines health status and know how to intervene quickly and effectively when needed.

FINANCIAL SOLUTIONS



You can choose to use the fleet in different ways. We can advise you on the best financial solution for your business, so that you can get the quality of the Fimap world at the most convenient conditions for you.

DIGITAL FLEET MANAGEMENT SYSTEM



With Fimap Fleet Management everything is under your control. You can have a complete overview of the service provided and find out the improvements that can be made, basing your considerations on real data, always available via the MyMachine app or FFM website.

GENUINE SPARE PARTS



Get the most out of your machines, choose the reliability of Fimap original spare parts. They are designed together with the machines, so they perfectly fit them thus guaranteeing the highest quality of performance.

CERTIFICATIONS



For any additional information or for a demo please contact your usual Fimap dealer



FIMAP spa - Via Invalidi del Lavoro, 1 - 37059 S. Maria di Zevio - Verona - Italy
Tel. +39 045 6060411 - Fax +39 045 6060417 - E-mail: fimap@fimap.com

